

# Expressing likes and dislikes



like, don't like, love, hate  
doing something

A. Read the sentences above and notice that when we want to say we like or dislike doing something we use an -ing form.

like/likes

don't/doesn't like

+

-ing form

love/loves

hate/hates

B. Your first task is to write the correct -ing form of the verbs in brackets.



Hi, there! I'm Michael and you can see me in the picture feeding the swans.

My family and I love  
(1) \_\_\_\_\_ (go) to the park at weekends. We like  
(2) \_\_\_\_\_ (have) picnics and love (3) \_\_\_\_\_ (be) near the animals. My father hates  
(4) \_\_\_\_\_ (cook) and my mother likes (5) \_\_\_\_\_ (make) sandwiches for all. My

sister and I love (6) \_\_\_\_\_ (play) around in the park and (7) \_\_\_\_\_ (feed) the animals. My mother doesn't like (8) \_\_\_\_\_ (lie) on a blanket so she always likes (9) \_\_\_\_\_ (bring) a tablecloth and loves (10) \_\_\_\_\_ (watch) us while we play. The park is a very relaxing place because we love  
(11) \_\_\_\_\_ (listen) to the birds singing and we like (12) \_\_\_\_\_ (watch) the little rabbits running around. We all like the park mainly because we love  
(13) \_\_\_\_\_ (be) outdoors and (14) \_\_\_\_\_ (feel) free.

C. Look at the table below and tick (✓) what YOU like, don't like, love and hate doing.

	like		don't like		love		hate	
	Mary	YOU	Mary	YOU	Mary	YOU	Mary	YOU
go to the dentist			✓					
study Maths	✓							
listen to music					✓			
clean the room							✓	
play computer games			✓					

D. Now write sentences about Mary and you. Follow the example.

- Mary doesn't like going to the dentist.
- \_\_\_\_\_
- \_\_\_\_\_
- \_\_\_\_\_
- \_\_\_\_\_
- I \_\_\_\_\_
- \_\_\_\_\_
- \_\_\_\_\_
- \_\_\_\_\_
- \_\_\_\_\_

E. Look at the example and write questions and answers.



- Mr Clark / work with computers  
(like) Does Mr Clark like working with computers?  
(No, hate) No, he hates working with computers.



- Janet/ eat apples  
(like) \_\_\_\_\_  
(Yes, love) \_\_\_\_\_



- the children / play football  
(like) \_\_\_\_\_  
(Yes, like) \_\_\_\_\_



- the boy / go to the doctor  
(like) \_\_\_\_\_  
(No, not like) \_\_\_\_\_





5. Lucy / read books  
(like) \_\_\_\_\_  
(Yes, love) \_\_\_\_\_



6. Mrs Williams / touch mice  
(like) \_\_\_\_\_  
(No, hate) \_\_\_\_\_







7. Mike / do his homework  
(like) \_\_\_\_\_  
(No, not like) \_\_\_\_\_



8. The girls / jump the rope  
(like) \_\_\_\_\_  
(Yes, like) \_\_\_\_\_

F. Now your final task is to write sentences saying what YOU and some teenagers like and dislike. Look at the table below and follow the example.

				
	listen to music	study Maths	send e-mails	draw pictures
Peter	✓	✗	✓	✗
Laura	✗	✓	✗	✓
Jim	✗	✓	✓	✗
Chris, Jill and Chloe	✓	✗	✗	✓
You				

- Peter likes listening to music and sending e-mails but he doesn't like studying Maths or drawing pictures.
- Laura \_\_\_\_\_
- Jim \_\_\_\_\_
- Chris, Jill and Chloe \_\_\_\_\_
- I \_\_\_\_\_

